

客户 Customer: _____

日期 DATE: _____

纳入仕様书 SPECIFICATION

Preliminary

产品名称 PRODUCT NAME: 微波带通滤波器

Microwave Band-Pass Filter

贵司料号 YOUR PART NO.:

敝司料号 OUR PART NO.: MBPF15M5425P69-N105

版本号 VERSION.: V1.0

接受 RECEPTION THE SPECIFICATION HAS BEEN ACCEPTED. 该纳入仕様书已被我司接受 日期: DATE: 公司: COMPANY:		
批准 CFMD	审核 CHKD	接收 RCVD

本纳入仕様书共 8 页

MANUFACTURING NAME

深圳市麦捷微电子科技股份有限公司
 SHENZHEN MICROGATE TECHNOLOGY CO., LTD
 TEL: 86-755-28085000
 FAX: 86-755-28085605

CFMD. 批准	CHKD. 审核	DSGD. 担当
梁启新	付迎华	吴继航

深圳市麦捷微电子科技股份有限公司
 地址: 深圳市坪山新区坪山大道 6075 号龙田科技园二巷 6 号
 电话(Tel): 0755-28085000 传真(Fax): 0755-28085605

邮编(Postcode): 518118

纳入仕様书改定履历 MODIFY HISTORY OF SPECIFICATION

Ver.	DATE	CONTENT	APPROVED
1.0	2020.08.27	初稿 Constitute	梁启新

目录 CATALOG

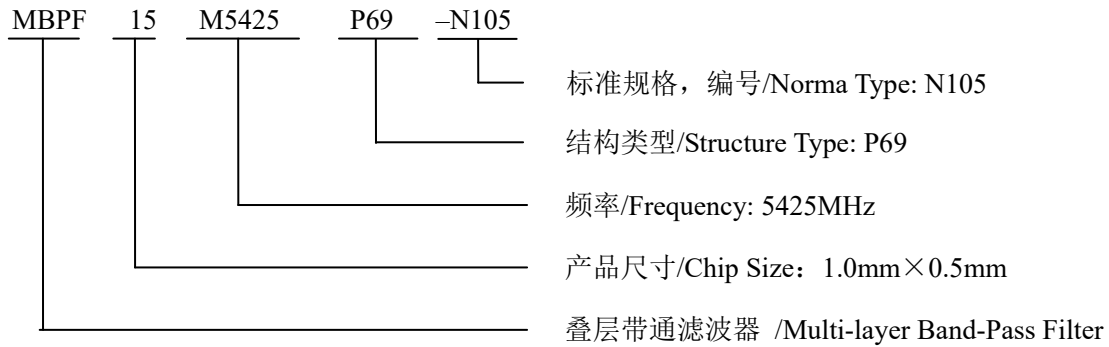
1 适用范围 Scope.....	4
2 品名构成 Product Identification.....	4
3 形状、尺寸和材料 Appearance, Dimensions and Material.....	4
4 测试条件 Testing Conditions.....	5
5 电气性能 Electrical Characteristics.....	5
6 焊接条件 Recommended Soldering Conditions.....	8

1 适用范围 Scope

“麦捷”微波低通滤波器系列产品设计用于 WIFI、GSM、Bluetooth、PDA 和无绳电话机中，具有低的插入损耗、高的衰减和小体积 SMD 片式设计，能减少复杂的调校工作，可以简化电路设计。

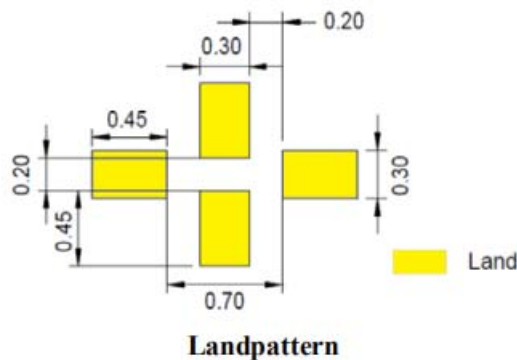
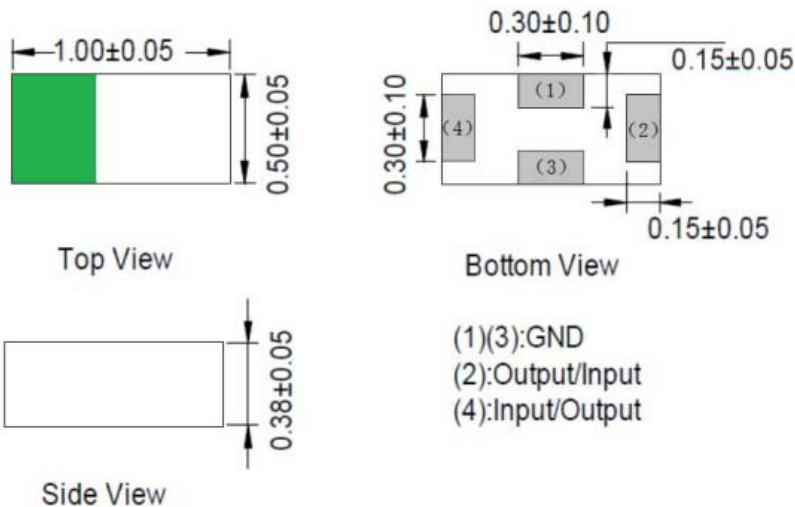
“Microgate” Microwave Low-Pass Filter series are designed to be used in WLAN、GSM、Bluetooth、PDA & cordless phones with low insertion loss and high attenuation as well as small size SMD chip design, which can simplify your complex tuning and circuit design.

2 品名构成 Product Identification



3 形状、尺寸和材料 Appearance, Dimensions and Material

Unit:mm



深圳市麦捷微电子科技股份有限公司

地址: 深圳市坪山新区坪山大道 6075 号龙田科技园二巷 6 号

电话(Tel): 0755-28085000

传真(Fax): 0755-28085605

邮编(Postcode): 518118

4 测试条件 Testing Conditions

除非另有规定，否则在以下条件下测试 <Unless otherwise specified>

温度 Temperature : Ordinary Temperature (-40 to +85°C)

湿度 Humidity : Ordinary Humidity (25 to 85% RH)

大气压强 Atmospheric Pressure : 86 to 106 kPa

5 电气性能 Electrical Characteristics

操作温度范围 Operating Temperature Range : -40 to +85°C

保存温度范围 Storage Temperature Range : -40 to +85°C

No.	Item (项目)	Frequency (MHz) (频率)	Specifications (特性)
5.1	Insertion Loss 插入损耗	4900MHz~5950MHz	1.0 dB Max
5.2	Return Loss 回波损耗	4900MHz~5950MHz	10dB Min
5.3	Attenuation 阻带衰耗	2400MHz~2500MHz	20dB Min
		9800MHz~11900MHz	20dB Min
		14700MHz~17850MHz	20dB Min
5.4	Max. Power 最大功率		3 W
5.5	In/Output Impedance 输入/输出阻抗		50 Ω

6 焊接条件 Recommended Soldering Conditions

1、焊剂 Flux, Solder

① 使用松香助焊剂，禁止使用卤化物含量超过 0.2wt% 的强酸性助焊剂。

Use rosin-based flux. Don't use highly acidic flux with halide content exceeding 0.2wt% (chlorine conversion value).

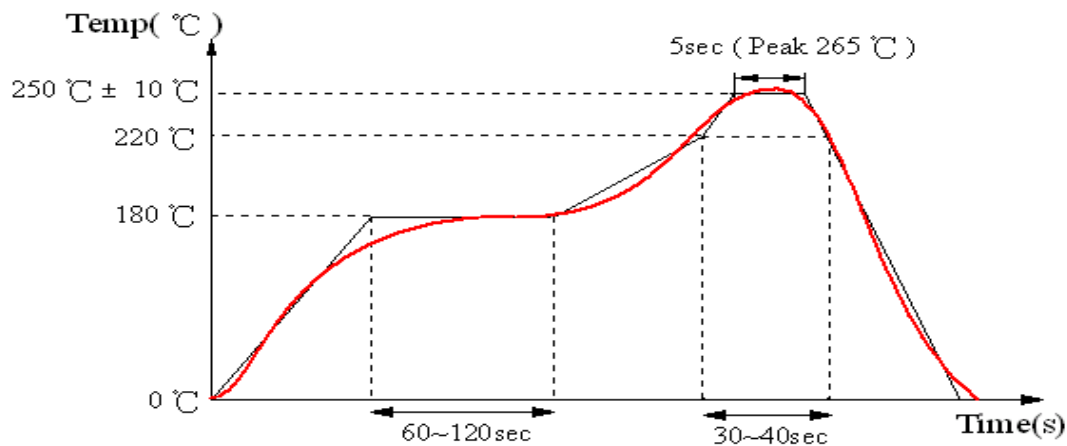
② 使用纯锡焊料 Use Sn solder.

2、回流焊条件 Reflow soldering conditions

● 预热时，产品表温与焊料温度的温差最大不允许超出 150℃，焊接完后冷却时，产品表温与溶剂温度之间的温差最大不允许超出 100℃。预热不足有可能引发产品表面裂纹，导致产品品质下降。

Pre-heating should be in such a way that the temperature difference between solder and product surface is limited to 150℃ max. Cooling into solvent after soldering also should be in such a way that temperature difference is limited to 100℃ max. Unwrought pre-heating may cause cracks on the product, resulting in the deterioration of products quality.

● 标准回流焊曲线 Standard soldering profile.



3、手工返工 Reworking with soldering iron

当使用电烙铁进行手工焊接时，以下条件必须严格遵守 The following conditions must be strictly followed when using a soldering iron.

预热 Pre-heating	150°C, 1 minute
尖端温度 Tip temperature	350°C max
输出功率 Soldering iron output	80w max
电烙铁头尖端尺寸 End of soldering iron	φ3mm max
焊接时间 Soldering time	3 seconds max